













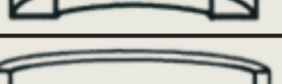





PLANILLA DE MEDIDAS DE CILINDRADO

| PERFILES | MEDIDAS | DIÁMETRO |
|----------|---|-----------------------------------|
| 1 |  2 ½ x ½ 7/8 x 5/6 | ∅ 600 mm ∅ 250 mm |
| 2 |  3" x 1" 3" x ½" | ∅ 600 mm ∅ 300 mm |
| 3 |  1 ½ x 1 ¼ 12 x 12 | ∅ 400 mm ∅ 220 mm |
| 4 |  35 mm 10 mm | ∅ 350 mm ∅ 200 mm |
| 5 |  2 ½ x 3/16 / 1/4 1 ¼ x 3/16 | ∅ 650 mm ∅ 350 mm |
| 6 |  2" x 1/4 1 ¼ x 3/16 | ∅ 600 mm ∅ 350 mm |
| 7 |  2 ½ x 1/4 7/8 x 3/16 | ∅ 550 mm ∅ 220 mm |
| 8 |  2" x 1/4 7/8 x 7/8 | ∅ 500 mm ∅ 200 mm |
| 9 |  40 mm 80 mm | ∅ 80 mm ∅ 1700 mm |
| 10 |  N° 8 (80x45x6) | ∅ 450 mm |
| 11 |  N° 8 (80x45x6) | ∅ 700 mm |
| 12 |  26,9x2,3 (3/4" gas) 48,3x2,9 (1 ½ gas) 60,3x3,2 (2" gas) | ∅ 300 mm ∅ 800 mm ∅ 1400 mm |
| 13 |  3"x2 mm ½"x 1,2 | ∅ 800 mm ∅ 200 mm |
| 14 |  50x50x2 mm 20x20x1,2 mm | ∅ 600 mm ∅ 200 mm |
| 15 |  50x30x2 mm 20x20x1,2 mm | ∅ 500 mm ∅ 280 mm |
| 16 |  80x20x1,2 mm 30x20x2 mm | ∅ 1000 mm ∅ 600 mm |
| 17 |  60x30x1,6 mm 30x20x1,6 mm | ∅ 900 mm ∅ 550 mm |
| 18 |  40 mm 80 mm | ∅ 80 mm ∅ 1600 mm |